

Immigration, Policy Exclusion, and State-Level Inequality in TANF Usage¹

Ping Xu (Corresponding author)
Associate Professor
Department of Political Science
University of Rhode Island
Email: pingxu@uri.edu

Ling Zhu
Associate Professor
Department of Political Science
University of Houston
lzhu4@central.uh.edu

Abstract

The relationship between immigration and welfare provision is at the heart of welfare politics research. While prior studies have examined how immigration affects welfare generosity, less is known about the consequences of exclusive welfare policies and immigration on social inequality. In this paper, by using TANF as the policy context, we offer a systematic examination of how immigration, combined with state immigrant welfare policies affect inequality in welfare usage between citizens and immigrants. Using data across the fifty American states from 2001 to 2016, we find evidence that exclusive state immigrant TANF policies are a key source of decreased immigrant TANF caseload rate and enlarged citizen-immigrant TANF caseload gap. Moreover, states' immigrant population density moderates the effect of state immigrant welfare eligibility policies on immigrant TANF caseload rate and citizen-immigrant TANF caseload gap. Our robustness checks by using alternative measures of the dependent variable and key independent variable verify these findings.

Key Words

Immigration, Immigrant TANF Eligibility, Policy Exclusion, Welfare Usage

The Trump administration's punitive policies toward immigrants have brought discussions of immigration and immigrant policy into the center stage of American politics. The previous administration aimed to end birthright citizenship, vowed to make it harder for immigrants to enter

¹ This paper was published with Journal of Race, Ethnicity and Politics. For citations, please refer to:
<https://www.cambridge.org/core/journals/journal-of-race-ethnicity-and-politics/article/abs/immigration-policy-exclusion-and-statelevel-inequality-in-tanf-usage/99038A53104D69D5752A2BA02B2EED4D>

the country, and limited immigrants' access to government welfare programs, all of which has created a harsher environment for immigrants in the US (Wagner, Dawsey, and Sonmez., 2018; Shear and Sullivan, 2019). As an integral part of American society, immigrants' participation in public and political life is essential to American democracy. Immigration also plays an important role in shaping the historical development of the American welfare system (Hero and Preuhs 2007; Fox 2012).

Previous research suggests that a hostile environment created by punitive immigrant policies could make legal and eligible immigrants shy away or even withdraw from governmental programs, causing a “chilling effect” (Fix and Passel, 1999; Haider et al., 2004; Haider et al., 2004; Lofstrom and Bean, 2002; Pedraza et al. 2017; Van Hook, 2003). Research on legal immigration federalism and exclusive anti-immigrant policies highlights how exclusive policies such as “self-deportation” and “attrition through enforcement” can have negative spillover effects on legal immigrants by creating social inequality in access to public services and welfare benefits (Ramakrishnan and Gulasekaram 2015; Rocha et al. 2014, 2015; Pedraza et al. 2017), by increasing perceived discrimination in legal immigrant communities (Almeida et al. 2016) and decreasing ethnic minorities' trust in government (Nicoles et al. 2018). Amid the heightened hostility against immigrants during the Trump era, it is important to explore the impact of punitive immigrant policies on social equity.

In this paper, we use Temporary Assistance for Needy Families (TANF), the major public cash assistance program, as an example to examine the effects of exclusive immigrant policies on the inequality of social safety net participation between immigrants and citizens. More specifically, we explore how generous/exclusive state immigration policies may affect social disparities between citizens and immigrants in the social safety net coverage. The wide variation in state-level immigrant welfare policies provides a fruitful empirical context for us to study whether exclusive state immigrant welfare policies cause declines in immigrants' welfare usage and a wider citizen-immigrant

gap in using this public program. Following the 1996 federal welfare reform, American states adopted a wide range of policies on immigrant welfare provisions. While some states embraced more progressive reforms to their public assistance programs, other states tightened welfare eligibility rules which led to welfare exclusion of immigrants. The emergence of states' anti-immigrant welfare policies reflects a long-standing history of immigrant exclusion from social welfare (Fox 2012). As Fox (2012) points out, such exclusive policies create different assistance to needy families based on racial identities and immigration status and raise normative questions over how the American welfare system defines equal citizenship. Explorations of these questions will help us understand the political and social implications of immigrant policymaking in the era of rising populism and anti-immigrant sentiment.

Existing studies have explored how immigration, federalism, and states' exclusive eligibility rules might drive retrenchment in benefit generosity (Hero and Preuhs 2007). We contend that it is important to unpack how these exclusive policies may also have distributional implications and produce unequal access to public benefits. Behind tightened welfare eligibility rules are normative concerns about equal citizenship and equal access. We extend the existing literature by arguing that exclusive state immigrant policies lead to sharper decreases in TANF participation rates among immigrants as well as a wider citizen-immigrant gap in welfare participation in these states because of the chilling effects and negative social constructions among the immigrant population triggered by such punitive policies.

Furthermore, we explore whether factors such as a larger immigrant population or rapid growth in the foreign-born population could counter some of these negative effects. We argue that the relationship between state immigrant policies and immigrants' welfare participation is conditional upon immigrant population density: the positive effect of exclusive immigrant TANF policy on the

immigrant-citizen TANF gap is weakened in states with a growing immigrant population. This is because a denser immigrant population can on the one hand provide important networks for immigrants to gain information about welfare eligibility and alleviate negative social construction about welfare participation, and on the other hand increases the descriptive representation power of immigrant groups. By using a Cross-Section-Time-Series (CSTS) dataset of American states from 2001 to 2016, our analyses show strong support for our hypotheses, suggesting that both state immigrant TANF policies and immigrant population context play a role in immigrants' participation in public welfare programs and immigrant-citizen TANF participation gap. We conduct a series of robustness checks to make sure that our findings hold when we use alternative measurements for our dependent variable and key independent variables.

POLICY DEVOLUTION AND THE WELFARE EXCLUSION OF IMMIGRANTS

In 1996, the federal government passed the Personal Responsibility and Work Opportunity Reconciliation Act (PRWORA), which barred most immigrants from major federal-funded welfare programs in the first five years after they enter the United States. At the same time, the states were given the discretion to provide immigrants welfare assistance at their own costs. Under the major means-tested cash assistance program, TANF, states could make their own immigrants' eligibility rules in three areas: (1) whether to provide pre-enactment immigrants (i.e., immigrants who entered the U.S. before the PRWORA reform) benefits; (2) whether to offer post-enactment immigrants (i.e., immigrants who arrived in the U.S. after the PRWORA reform) benefits during the five-year bar; and (3) whether to give post-enactment immigrants benefits after the five-year bar set by the federal government (Tumlin et al. 1999; Bilter and Hoynes 2013).

States have adopted quite different immigrant TANF policies, with some generously offering state funds to provide immigrants cash assistance and others not providing any additional assistance.

For example, right after the reform, states such as California, Connecticut, Delaware, Georgia, Illinois, Maine, Maryland, Minnesota, Nebraska, New Mexico, Oregon, Vermont, Washington, Wisconsin, and Wyoming immediately decided to use state funds and provide TANF assistance to all three immigrant scenarios mentioned above. On the other hand, states such as Mississippi and Montana refused to provide any TANF assistance to immigrants in the above-mentioned three scenarios. States such as Arkansas, Idaho, and Texas stood in between the two extremes: while agreeing to offer TANF assistance to pre-enactment immigrants, they refused to provide assistance to post-enactment immigrants either during or after their first five-year stay.

Situating our research in the broad literature on state immigrant policy and access to social safety net programs, we focus on how progressive and conservative states differ in their policy designs regarding the rights of legal and undocumented immigrants in the social welfare area. Previous studies in immigration federalism define state immigrant policy (or alienage policy) as “laws and rules that regulate the political, economic and social rights of noncitizens” (Filindra and Goodman 2019, 502), for which states play important roles in making decisions regarding how noncitizens are incorporated or excluded in the society. Empirical studies on states’ immigrant policies and healthcare suggest inclusive immigrant policies in health care produce positive spillover effects on immigrants’ take-up in other major safety net programs, while anti-immigrant policies operate as a legal exclusion for undocumented immigrants and de facto exclusion for legal immigrants (Colbern and Ramakishnan 2020). Scholars also find welcoming or restrictive alienage policies produce far-reaching consequences on immigrants’ political attitudes and participation behavior (Filiandra and Manataschal 2020).

In another body of literature, scholars argue that policy devolution (i.e. devolve core state functions to lower jurisdiction) harm the interests of racial minorities and therefore amplify racial disparities (Hook, 2003; Keiser, Mueser, & Choi, 2004; Soss et al., 2008; Soss et al., 2001). With local

welfare control, areas with a high concentration of minorities almost always had the toughest welfare eligibility rules historically, producing racial disparities (Lieberman, 1998; see also Soss et al., 2008). The American welfare state has a long history of using local control to exclude racial minorities. For example, policymakers of the State Mothers' Pensions "used local control to focus aid on white mothers and immigrants deemed capable of assimilation," which resulted in excluded minorities only receiving a very small portion of the benefits (Reese, 2005; Gordon, 1994; see also Soss et al. 2008, 550). In the 1980s, Congress restricted immigrants' access to public assistance in the first three years after their official settlement (Van Hook, 2003). In the 1990s, California "barred unauthorized aliens from public education, non-emergency health benefits, and social services" with Proposition 187 (Van Hook, 2003, 615).

Exclusive state welfare policies not only create a legal and policy barrier in preventing immigrants from participating in welfare programs but also cause a "chilling effect" on eligible immigrants' decisions of participation. These policies could send a signal of hosting states' inhospitality and as a result, immigrants could either be intimidated or confused about their eligibility and end up not applying for certain public programs even if they are eligible (Fix and Passel 1999; Lofstrom and Bean 2002). Hostile immigrant welfare policies could also make immigrants distrust the American government and shy away from government-provided goods and services (Ellwood 2000; Bilter et al. 2005; Ku 2009). Condon, Filindra, and Wichowsky (2016) argue that punitive immigrant policies not only directly affect targeted immigrants and deter them from participating in public programs, but also have spill-over effects on second-generation immigrants and the whole ethnic community that immigrants identify themselves with. Colbern and Ramkrishnan (2020) focus on punitive immigration federalism and find that when states adopt exclusive immigrant eligibility rules in their social safety net programs, these policies have substantial consequences in defining citizenship and rights of access. As such, legal immigrants' participation in public welfare programs is often encouraged by inclusive state

policies and depressed by exclusive policies. The broader literature on immigration and social welfare also suggests that exclusive immigrant policies such as punitive interior enforcement activities may increase fear, perceived discrimination, and distrust in government (Almeida et al. 2016; Nicoles et al. 2018; Rocha et al. 2015).

Additionally, restrictive or punitive immigrant policies could create negative social construction (i.e., stigma) that directly influence the targeted population's behavior of welfare participation (Schneider and Ingram, 1993). Yoo (2008) notes that congressional policy hearings leading to the 1996 welfare reform constructed immigrants as “undeserving”, “fraudulent”, “irresponsible”, “negligent”, “noncontributing” and “burden to taxpayers.” Likewise, exclusive state policies could also create a hostile policy environment for immigrants by associating them with negative social labels, such as “being lazy,” “undeserving,” and “abusing welfare.” Through such stigmatization, exclusive state policies could send negative signals to all immigrants and make them feel ashamed to participate in these welfare programs. As Filindra et al. (2011, p.174) argue, inclusive immigrant policies “represent a positive signal from the state that immigrants are to be accommodated and their needs respected. Conversely, punitive policies operate as a negative signal to immigrants that their presence and their cultural distinctiveness are not welcome.” Using survey data from several hundreds of community health center patients, Stuber and Kronebusch (2004) find that states that enacted stricter welfare reform policies have seen decreasing welfare participation because stigma associated with recipients depressed recipients from taking up benefits from these programs.

Prior research suggests that legal eligible immigrants were more likely to withdraw from governmental programs compared to citizens after exclusive or punitive immigrant policies were issued. Numerous studies find that welfare caseloads and Medicaid participation rates disproportionately drop among noncitizens after the welfare reform, suggesting that the law may have created an anti-immigrant environment and caused a chilling effect among the immigrant community

(Bell, 2001; Borjas, 2001; Fix and Passel, 1999, 2002; Bilter, Gelbach and Hoynes, 2005; DeLeire, Levine and Levy, 2006). Fix and Passel (1999) find that welfare receipts for noncitizen households declined by 35% between 1994 and 1997, but it only dropped by 14% among citizen households, and similar patterns were found for TANF, SSI, food stamps, and Medicaid. Other research shows that this chilling effect led to decreased participation rates among immigrants whose eligibility was not affected by the welfare reform (Kandula, Grogan, Rathouz and Lauterdale, 2004; Kaushal and Kaestner, 2005). Punitive immigrant policies may also impact children of immigrants who are citizens. Watson (2014) finds robust evidence that immigration enforcement is negatively associated with Medicaid participation among children of noncitizens, though these children themselves are citizens.

In a number of single-state studies, scholars find similar chilling effects of punitive state immigrant welfare policies. Eligible immigrants in Texas withdrew from certain welfare programs due to Texas' exclusive immigrant welfare eligibility rules (Hagan et al., 2003). Approved applications for Medi-Cal and TANF in Los Angeles County, California dropped by 71% among legal noncitizen families but no reduction was observed among citizens between 1996 and 1998 (Zimmermann and Fix, 1998). This chilling effect caused by the 1996 federal welfare reform happened even when "there was no change in legal immigrants' eligibility for these programs in California and denial rates in the county remained steady during the period examined" (Zimmermann and Fix, 1998; see also Fix and Passel, 1999, p.1).

Considering the legal barrier, chilling effect, and negative social construction caused by hostile immigrant welfare policies, we argue that in states with more exclusive immigrant TANF policies, immigrant participation in TANF programs will decrease not only because ineligible immigrants are barred from TANF, but also because of the chilling effect on eligible immigrants. Consequently, the citizen-immigrant TANF participation gap in these states will be greater. Therefore, we develop our first set of hypotheses.

H1-a: Exclusive immigrant TANF policies are negatively associated with immigrants' TANF participation rates.

H1-b: Exclusive immigrant TANF policies are positively associated with the citizen-immigrant TANF participation gap.

IMMIGRANT NETWORK AND DESCRIPTIVE REPRESENTATION POWER

State immigrant TANF policies could influence immigrants' participation in TANF and potentially enlarge the gap of citizen-immigrant participation in these programs. Yet, a larger or denser immigrant population should condition this effect for two reasons: (1) immigrant network from a denser population can facilitate new immigrants' participation in welfare programs by providing more information and alleviate negative social constructions; and (2) a larger immigrant population represents more political power and social influence of immigrants in the state. The U.S. has witnessed a new immigration wave since the 1970s and the foreign-born population has more than quadrupled during this time period (U.S. Census Bureau 1999, 2007). Yet, the foreign-born population is not evenly distributed among American states. Certain states such as California, New York, New Jersey, Texas, Arizona, and Hawaii host a large immigrant population but states such as West Virginia, Montana, North and South Dakota, Mississippi, Wyoming, and Maine only have less than 2.5% foreign-born population.

Immigrant networks often proliferate in states with large and/or rapidly growing immigrant populations. Immigrant networks that connect immigrants with each other play an important role in immigrants' welfare participation. As Van Hook points out, the welfare reform "increased the complexity of immigrant welfare policy and may have confused immigrants about whether they are eligible for benefits" (Van Hook 2003, p.616). In the post-reform period, immigrants' eligibility for TANF is influenced by a complex set of factors such as their length of stay, immigration status, work history, and whether an immigrant entered the state before or after the 1996 welfare reform. In addition, many states changed their immigrant eligibility rules for TANF more than once since the

1996 welfare reform, and states have different eligibility rules from one another. Therefore, it is a highly challenging task for an immigrant individual to master the information and track changes of such policy. Immigrants who have lived in the U.S. for a long time might not even be fully aware of various welfare eligibility rules in their residing state. What has made the situation even worse is that the information on immigrant TANF eligibility rules is rarely made public in any state. In a survey, Capps and colleagues (2002) find that about 40% of immigrant families gave wrong answers to at least two out of three questions about welfare eligibility rules and the impact of welfare receipt on their legal status and future naturalization.

Considering the fact that immigrant TANF eligibility rules are complex and volatile, we argue that the information spillovers through immigrants' networking with other immigrants are crucial for them to gain information and learn about how to participate in various welfare programs. As Van Oorschot (1991) points out, "at the individual or client level the most important factor in determining whether an individual will pursue a means-tested claim is information...usually the largest part of non-take-up is directly caused by simply not being aware of a scheme's existence, followed, among these who are aware, by misperceptions of eligibility" (c.f. Ernst et al., 2013, p.1290-1291).

Furthermore, welfare participation in means-tested programs is often stigmatized; especially "if a staff member is accusatory and rude or, conversely, inviting, this may have an effect on the potential client's willingness to engage in benefit claiming" (Ernst et al. 2013, p.1290-1291). Socializing with other immigrants, especially other immigrant welfare recipients will not only make individuals more likely to obtain information about various welfare programs and whether or not they are eligible to receive welfare benefits, but also make them less shameful of taking welfare benefits. Bertrand, Luttmer, and Mullainathan (2000) find that immigrants with more contacts with

other immigrants, especially immigrants with knowledge of welfare programs, are much more likely to participate in welfare programs themselves.

A large or growing immigrant population also suggests more or increasing political power of the minority groups, especially Latinos. For instance, Keiser et al. (2004, p.318) suggest that increases in immigrant population lead to increases in Latino political power, which will not only “increase the political power of community groups who act on behalf of minorities” but also make elected officials “more likely to exert political influence on behalf of minorities” and bureaucracies more likely “to hire more minorities as supervisors and caseworkers.” Previous research suggests that in states with larger Latino populations, the racial backlash effect on welfare benefit levels can be offset by the political representation of Latinos (Preuhs, 2007), and in these states, Latinos are also more likely to participate in politics (Jeong 2013). Greater political influence through descriptive representation will likely empower immigrants and offset the chilling effect and negative social constructions from hostile political environments and unfriendly policies.

Based on this contention, we hypothesize that the effect of a state’s immigrant TANF policy on immigrants’ welfare usage (either by itself or in comparison with citizens’ usage), is conditional upon immigrant population density in that state because immigrant network from a denser population can facilitate new immigrants’ participation in welfare programs by providing more information and alleviate negative social constructions, and a larger immigrant population represents more political power and social influence of immigrants in the state. Therefore, in states with a large or growing immigrant population, the negative effect of restrictive immigrant TANF policy on immigrant TANF participation will be weakened, and the positive effect of exclusive TANF policy on the immigrant-citizen TANF gap will be also attenuated.

H2-a: The negative effect of exclusive immigrant TANF policy on immigrant TANF usage should be weakened in states with a larger or growing immigrant population.

H2-b: The positive effect of exclusive immigrant TANF policy on the immigrant-citizen TANF gap should be weakened in states with a larger or growing immigrant population.

RESEARCH DESIGN

To test our hypotheses, we build a cross-section-time-series (CSTS) dataset based on American states from 2001 to 2016. We estimate immigrants' TANF rates and citizen-immigrant TANF gap as a function of immigrant TANF eligibility rule, immigrant population density, the interaction of the two, as well as a full set of control variables. The Augmented Dickey-Fuller unit-root test and Phillips-Perron test show that our dependent variables, immigrant TANF caseload rate, and citizen-immigrant TANF caseload gap, are both panel stationary. Following De Boef and Keele's (2008) suggestion, we start off with a general ECM specification coupled with several joint F tests to determine if our models can be more parsimonious. Following these diagnostic analyses, our empirical models include both lagged and first difference of the core independent variables, but only the lagged terms of all control variables. Detailed data diagnosis process and alternative model specification are included in the Supplementary Material.

We use the Panel-Corrected-Standard-Error procedure (PCSE) to correct cross-state heterogeneity and contemporaneous correlation in the CSTS analysis (Beck and Katz 1996; Beck 2001). By analyzing standardized residuals after fitting a baseline OLS model, we detect Florida, Hawaii, Indiana, Michigan, Minnesota, and Utah as outlier states and therefore control them with dummy variables of these states. We report results based on the ECM specification, but also present results from a static model and a full ECM model as robustness checks in the Supplementary Material.

Dependent Variables

Immigrant TANF Caseload Rate: We collect data on the total number of adult TANF recipients and the percentage of adult citizen and non-citizen recipients from the Department of Health and Human Services (DHHS) Office of Family Assistance. We use the percentage of adult citizen recipients out of the total number of recipients as the measure for citizen TANF caseload rate, and the percentage of qualified immigrant adult recipients out of the total number of recipients as the measure for immigrant TANF caseload rate.

We realize that household surveys such as the U.S. Census Bureau Current Population Surveys (CPS) are widely used in research on poverty and welfare benefit use. However, welfare take-up estimates by subgroups (such as immigrants or foreign-born population) based on the CPS survey are particularly prone to measurement errors due to survey nonparticipation, nonresponses, and misreporting.[1] Indeed, when we use CPS data to tabulate the percentage of foreign-born individuals using cash assistance by states, we find that roughly one-third of the observations were 0. In other words, for about one-third of the state-year cases, *no* foreign-born respondents indicated using cash assistance in the past year. However, data that we collected from the DHHS administrative records show that only 6% of the state-years reported 0 immigrant recipients. This type of large measurement error in household survey data prevents us from making reliable estimations of the relationships between our key variables. Therefore, after careful considerations of the pros and cons, we decided to use the administrative records data from the DHHS as our dependent variables in our main models, which provide more accurate information on the number of TANF recipients and their citizenship status for each state year. However, we use the self-reported TANF participation data from CPS as a robustness check and the results are presented in the robustness check section below. [2]

Citizen-Immigrant TANF Caseload Gap. To compare the difference in TANF usage between citizens and immigrants, we use the citizen-immigrant TANF gap as our second dependent variable.

This variable is measured by the difference of TANF caseload rates by adult citizens and non-citizens based on administrative records data from the DHHS. In a robustness check, we use the gap between citizen and immigrant TANF participant rates based on the CPS data as the dependent variable to verify our findings.

Independent Variables

Immigrant TANF Eligibility Score. Our key policy variable measures the level of inclusion of immigrants into state TANF programs. Following Tumlin, Zimmermann, and Ost (1999), we draw data from *Urban Institute's State Welfare Rules Database* and examine the key aspects of immigrant TANF eligibilities from 2001 to 2016. Specifically, we measure seven aspects of the policy: (1) whether states cover pre-PRWORA immigrants in their TANF program; (2) whether states use their own state funds to provide post-PRWORA immigrants TANF benefits during the five-year bar of federal benefits; (3) whether states grant TANF eligibility to post-PRWORA legal permanent residents (LPRs) after the five-year federal bar; (4) whether states grant TANF eligibility to post-PRWORA asylees/refugees after the five-year bar; (5) whether states grant TANF eligibility to post-PRWORA deportees after the five-year bar; (6) whether states grant TANF eligibility to post-PRWORA parolees after the five-year bar; and (7) whether states grant TANF eligibility to post-PRWORA battered noncitizens after the five-year bar.

We code each of the seven items as “1” if eligibilities are provided to all immigrants in that area, 0.5 if benefits are only provided to some immigrants in that particular area, and 0 if immigrants in that area are ineligible. We then use principle-component factor analysis to combine the seven policy items into a factor index. All the seven policy items load positively on a single factor, with an Eigenvalue of 3.70. The Cronbach's Alpha scale reliability coefficient is 0.84, which passes the conventional scale reliability threshold. The resulting factor index captures how inclusive or

exclusive a state is toward immigrants' access to TANF benefits, with a higher value referring to more inclusive states and a lower value referring to more exclusive states.

Immigrant Population Density. Our second independent variable is measured by the percentage of the foreign-born population out of the total population in each state year. Data on immigrant population density are collected from the Census Bureau Current Population Surveys. In two robustness checks, we gather data on immigrant voting power and immigrant network strength, respectively, to use them as alternative measures of immigrant population density to verify our findings.

Immigrant TANF Eligibility Score \times Immigrant Population Density. In order to capture the conditional effect of immigrant population density on the relationship between immigrant TANF eligibility score and each of the two dependent variables, we also include a multiplicative term of the two independent variables.

Control Variables

Socioeconomic Controls. We have included four socioeconomic control variables in our model. The first one is the racial/ethnic diversity of the state population. Previous literature has pointed out that racial and ethnic diversity could influence the generosity of the welfare state, and therefore it might affect both citizens' and immigrants' participation in social welfare programs such as TANF (Esses et al. 2001; Hero and Preuhs 2007). We measure racial and ethnic diversity based on the Blau Index, calculated by the equation below, where i and t denote state and year, j denotes a particular racial/ethnic group, and p denotes the proportion of group j in the total population (Blau 1977; Hero 1998; Tolbert and Hero 2001). Five racial groups (White, Black, Hispanic, Asian, and others) are considered and the measure is scaled from perfect racial homogeneity (0) to perfect racial heterogeneity (100).

$$Diversity_{i,t} = [1 - \sum (p_{i,j,t})^2] \times 100$$

The second socioeconomic control variable is union density. Considering unions' pro-immigrant attitudes in recent American history and the fact that unions represent workers' and lower class' interests, we argue that unions should reduce disparities between immigrants and citizens. This variable is measured by the percentage of nonagricultural wage and salary employees who are labor union members.

Drawing data from the U.S. Census Bureau's Current Population Surveys (CPS), we also control for state-level unemployment and poverty rate. We argue that the unemployed and poor both represent groups with high demands for welfare assistance, therefore they should both influence government redistribution in general (Lowery and Berry 1983; Lewis-Beck and Rice 1985).

State Political Contexts. We have included three political contextual variables that affect states' social welfare and immigrant policies. First, we control for mass liberalism in that voters' liberal-conservative orientation affects the overall welfare generosity and welfare eligibility toward immigrants (Erikson et al. 1993; Hero and Preuhs 2007). We use the mass liberalism measure by Berry et al. (1998). Second, we control for governors' partisanship as Bartels (2008) suggests that partisan control of political executives influences levels of inequality, and we expect Democratic governors to decrease economic and social inequality. Last, considering that left-wing partisanship is often connected with more generous welfare spending (Hibbs 1977; Tufte 1980; Bradley et al. 2003; Bartels 2008), we include the percentage of Democratic state legislators and expect it to negatively associate with the immigrant-citizen disparity.

Geographical Location. We include a dummy variable for southern states because of their unique racial history and recent aggressive anti-immigrant law enforcement record (Key 1949; Rocha et al. 2014). We include a dummy variable for states that share a border with Mexico and another dummy variable for states with major ports because these states are subject to the immediacy of immigration flows.

FINDINGS

Table 1 reports two dynamic ECM models, both of which use $\Delta \text{Immigrants' TANF Caseload Rate}$ as the dependent variable. In Model (1) we only include the lagged and first-difference versions of the two key independent variables, *Immigrant TANF Eligibility* and states' *Immigrant Population Density*. In Model (2), we also include two interaction terms between these two variables.

[Table 1 About Here]

In Model (1), we observe that lagged dependent variables *Immigrants' TANF Caseload Rate*_{t-1} ($b = -0.090, p < 0.001$) has a negative and significant effect, suggesting that immigrants' TANF usage rates declined over time. $\Delta \text{Immigrant TANF Eligibility}$ ($b = 0.548, p < 0.001$) has a positive and significant effect on the dependent variable, but *Immigrant TANF Eligibility*_{t-1} does not have a significant effect. Taken together, these results suggest that if states change their immigrant TANF policy to be more inclusive, it will significantly promote immigrants' TANF participation in the short run; however, it does not seem to have a significant effect in the long run. Conversely, decreases in policy inclusiveness toward non-citizens will follow by an immediate decline in non-citizens' TANF participation. More specifically, a one-unit increase in *Immigrant TANF Eligibility* will increase immigrants' TANF participation by 0.548 percentage points in the following year. These results provide support for our H1-a: exclusive immigrant TANF policies are negatively associated with immigrants' TANF caseload rates in the short run.

Both $\Delta \text{Immigrant Population Density}$ ($b = 0.322, p < 0.01$), and *Immigrant Population Density*_{t-1} ($b = 0.046, p < 0.01$) have positive and significant effects on the dependent variable, suggesting that states with either a large or increasing immigrant population will experience an increase in immigrants' TANF caseload rate. More specifically, with a one-percent increase in immigrant population this year, immigrants' TANF caseload rate is expected to increase by 0.322 percentage points in the following year. Immigrant population also has a long-term effect on immigrants' TANF usage. When holding all other factors constant, a one

percentage point increase in the immigrant population will result in an *increase* in immigrants' TANF caseload rates by 0.51 percentage points in the long run. [3]

The most interesting finding in Model (2) is that the coefficients of $\Delta \text{Immigrant TANF Eligibility}$, $\Delta \text{Immigrant Population Density}$, and their interaction term $\Delta \text{Immigrant TANF Eligibility} \times \Delta \text{Immigrant Population Density}$ are statistically significant, meaning that the effects of changes in states' immigrants' eligibility policies are conditional upon changes in immigration population, and vice versa. Substantively, this finding suggests that changes in states' TANF eligibility rules and changes in immigration population density interactively influence immigrants' TANF caseload rates, which provides support for H2-a. To facilitate the substantive interpretation of the aforementioned interaction effects, we use the Clarify program (Tomz, Wittenberg, and King 2003) in STATA 16 to plot how changes in states' TANF eligibility policies and changes in immigration jointly affect immigrants' TANF caseload rate, when holding all other variables constant.

Figure 1 (a) shows the effects of $\Delta \text{TANF Immigrant Eligibility}$ on $\Delta \text{Immigrants' TANF Caseload Rate}$ in states with increased and decreased immigrant populations.[4] We observe that for states with an increased immigrant population, $\Delta \text{TANF Immigrant Eligibility}$ has a positive and significant effect on $\Delta \text{Immigrants' TANF Caseload Rate}$. In these states, when immigrant TANF eligibility rules are changed to be more inclusive, the predicted values of $\Delta \text{Immigrant TANF Caseload Rates}$ are positive, suggesting that states with an increasing immigrant population and more inclusive immigrant TANF policy will witness increases in immigrants' TANF caseload rates. However, even in states with an increasing immigrant population, if the state government tightens immigrant TANF eligibility rules (i.e., when X-axis, $\Delta \text{TANF Immigrant Eligibility}$, is negative), immigrants' TANF caseload rate will not go up, as the predicted values of $\Delta \text{Immigrant TANF Caseload Rates}$ are either negative or not significantly different from zero in Figure 1(a).

The flatter line in Figure 1(a) displays the effect of $\Delta \text{TANF Immigrant Eligibility}$ on $\Delta \text{Immigrants' TANF Caseload Rate}$ in states with a decreased immigrant population. This line shows that in states with a

decreased immigrant population and when these states tighten their immigrant TANF eligibility rules, the predicted values of Δ *Immigrant TANF Caseload Rates* are negative. This suggests that states with a decreased immigrant population and tightened immigrant TANF policy will witness a decrease in TANF usage among immigrants. In states with a decreased immigrant population and loosened up immigrant TANF policy, immigrant TANF caseload rates do not seem to change.

[Figure 1 About Here]

Because a multiplicative interaction term often indicates symmetric conditional relationships (Berry et al., 2012), in Figure 1(b), we show the effects of Δ *Immigrant Population* on Δ *Immigrants' TANF Caseload Rate* in states with tightened or loosened immigrant TANF policies.[5] We see that in states with loosened TANF immigrant policy, Δ *Immigrant Population* has a positive and significant effect on Δ *Immigrants' TANF Caseload Rate*. When these states experience a growing immigrant population (i.e., when X-axis, Δ *Immigrant Population*, is positive), they will witness an increase in immigrants' TANF usage. But when these states experience a decreased immigrant population, they will witness a decrease in immigrants' TANF caseload rates. The flatter line indicates states with tightened TANF immigrant policy, and we find that Δ *Immigrant Population* does not have a significant effect on Δ *Immigrants' TANF Caseload Rate*.

Overall, both Figure 1 (a) and (b) show a significant interaction effect between state immigrant TANF policy and state immigrant population density on immigrants' TANF participation, lending support for **H2-a**.

[Table 2 About Here]

Moving to Table 2 in which we use Δ *Citizen-immigrant TANF Caseload Gap* as the dependent variable, we present two models, with the first model without any interaction terms, and the second one with the two interaction terms. We observe in Table 2 Model (1) that Δ *Immigrant TANF Eligibility* has a negative and significant coefficient ($b=-1.149$, $p<0.001$). In other words, states that have broadened their TANF eligibility rules and become more inclusive toward immigrants will see decreases in the citizen-

immigrant TANF caseload gap, which supports our H1-b. Both $\Delta\text{Immigrant population}$ ($b=-0.462$, $p<0.1$) and $\text{Immigrant population}_{t-1}$ ($b=-0.098$, $p<0.1$) have negative and significant coefficients, suggesting that states with a larger or growing immigrant population are associated with a smaller citizen-immigrant TANF caseload gap than those with a smaller or decreasing immigrant population. More specifically, a one-percent increase in the state's population is expected to close down the citizen-immigrant caseload gap by 0.462 percentage points. In a long run, a one percentage point increase in a state's immigrant population will result in a *decrease* of 0.883 percentage points in the citizen-immigrant TANF caseload gap.[6]

In Model (2) where we add the interaction terms, we notice that $\Delta\text{Immigrant TANF Eligibility}$ still has a negative and significant coefficient ($b=1.009$, $p<0.001$). Both $\Delta\text{Immigrant population}$ and $\text{Immigrant population}_{t-1}$ still have negative and significant coefficients. The interaction term, $\Delta\text{Immigrant TANF Eligibility} \times \Delta\text{Immigrant Population Density}$, also has a significant coefficient, suggesting that the effects of changes in states' TANF policies on changes in citizen-immigrant caseload gap are contingent upon changes in states' immigrant population.

We visualize the interaction effect in Figure 2. Figure 2 (a) shows the predicted $\Delta\text{Citizen-Immigrant Caseload Gap}$ across observed $\Delta\text{Immigrant TANF Eligibility Rules}$ in states with increased and decreased immigrant populations. [7] We see that for states with an increased immigrant population, $\Delta\text{TANF Immigrant Policy}$ has a negative effect on $\Delta\text{Citizen-Immigrant TANF Caseload Gap}$, suggesting that loosening up immigrant TANF eligibility rules can significantly reduce the citizen-immigrant caseload gap in these states. However, in states with a decreased immigrant population, $\Delta\text{TANF Immigrant Eligibility}$ does not have a significant effect on $\Delta\text{Citizen-Immigrant TANF Caseload Gap}$. Taken together, Figure 2(a) shows strong support for our **H2-b**, where we posit that the positive effect of exclusive immigrant TANF policy on the immigrant-citizen TANF gap should be weakened in states with a larger immigrant population.

In Figure 2(b), we present the predicted citizen-immigrant caseload gap across observed changes in the immigrant population in states with loosened and tightened TANF immigrant policy.[8] Consistently, we observe increases in the immigrant population are associated with decreases in the citizen-immigrant TANF caseload gap, but only so in states that loosened up their immigrant TANF eligibility rules. In states that have tightened eligibility rules, changes in the immigrant population do not significantly affect the citizen-immigrant caseload gap. Figure 2(b) shows consistent support for our **H2-b** that the positive effect of exclusive immigrant TANF policy on the immigrant-citizen TANF gap is weakened in states with a larger immigrant population.

[Figure 2 About Here]

Regarding the control variables, our dynamic panel models in Table 1 and Table 2 report consistent findings. First, TANF cash benefit levels and poverty rates are both positively associated with immigrants' TANF caseload rates but negatively associated with the immigrant-citizen TANF gap, suggesting that states with more generous TANF cash benefit levels and higher poverty rates will likely witness higher TANF caseload rates by immigrants and a smaller gap in between citizens and immigrants. In contrast, unemployment rates have a negative and significant effect on immigrants' TANF caseload rate but a positive and significant effect on the immigrant-citizen TANF gap, suggesting that states with higher unemployment rates will witness lower caseload rates by immigrants and a higher citizen-immigrant gap. This is perhaps because higher unemployment rates and harsher labor market conditions will result in higher competition between citizens and immigrants in TANF application.

ROBUSTNESS CHECKS

Replacing the dependent variable with CPS-based TANF gap

In order to verify that our results are robust, we conduct two sets of robustness checks. In the first robustness check, we use CPS self-reported TANF participation data instead of the

administrative data from DHHS. First, by using the CPS data, we generate a measurement of the citizen-immigrant TANF participation gap calculated by the following equation:

$$\text{TANF Gap}_{i,t} = \left(\frac{\text{Native Born Family with TANF}_{i,t}}{\text{Total Native Born Family}} - \frac{\text{Foreign Born Family with TANF}_{i,t}}{\text{Total Foreign Born Family}} \right) \times 100$$

[Table 3 About Here]

We use this new dependent variable to run a robustness check, and in the new model, we use the same independent variables. The results of this robustness check are presented in Table 3 below. As one can see from Table 3, the interaction term, Δ Immigration Population \times Δ Immigrant TANF Eligibility, has a significant effect on the dependent variable. To facilitate the substantive interpretation of the interaction effects, we use the Clarify program (Tomz, Wittenberg, and King 2003) in STATA 16 to plot how changes in states' TANF eligibility policies and changes in immigration jointly affect the new citizen-immigrant TANF participation gap dependent variable. We have included the figures in Supplementary Materials. Figure 1(a) in the Supplementary Materials shows the conditional effect of Δ Immigration Population on the relationship between Δ Immigrant TANF Eligibility and Δ Citizen-Immigrant Gap, and Figure 1(b) in the Supplementary Materials shows the conditional effect the other way. Overall, in states with an increased immigrant population, Δ TANF Immigrant Policy has a negative effect on Δ Citizen-Immigrant TANF Take-up Gap, suggesting that loosening up immigrant TANF eligibility rules can significantly reduce the citizen-immigrant TANF gap in these states. However, in states with a decreased immigrant population, Δ TANF Immigrant Eligibility has a positive effect on Δ Citizen-Immigrant TANF Take-up Gap, suggesting that in states with decreasing immigrant population, loosening immigrant TANF eligibility rules does not necessarily reduce the citizen-immigrant TANF gap, but instead could even increase the gap.

Taken together, the first robustness check show support for our H2-b, where we posit that the positive effect of exclusive immigrant TANF policy on the immigrant-citizen TANF participation gap should be weakened in states with a larger immigrant population. Indeed, in states with growing immigrant populations, a more generous TANF policy will lead to a reduction in the gap.

Replacing immigrant population density with immigrant network and voting power

On top of the first robustness check, we further replace one of the key independent variables, immigrant population density, with two separate measures of immigrant political power. The first measure captures immigrant network strength and is measured by the number of immigrant advocacy groups divided by the immigrant population based on data from the Urban Institute National Center for Charitable Statistics (NCCS). The second measure captures immigrant voting power and is measured by the percentage of registered immigrant voters out of all registered voters based on the CPS November data. We use each of these two measures to replace the immigrant population density variable in the main model. Below Table 4 shows the results of these models.

As Table 4 shows, the two models convey very similar results. In both models, the interaction term Immigrant Political Power $t-1 \times$ Immigrant Eligibility $t-1$ has a significant effect in both Model 1, whether political power is measured by network strength or voting power. To interpret the conditional effects more intuitively, we draw two figures by using Clarify with Stata 16 (Tomz, Wittenberg, and King 2003), and these figures are included in the Supplementary Materials as Figure 3(a) and (b). Both figures show similar patterns: in states with a weaker immigrant network (or voting power), a state's immigrant TANF policy from the previous year has a negative effect on the citizen-immigrant TANF participation gap. This suggests that in states with weaker immigrant

political power, a more inclusive immigrant policy will help close the gap. However, in states with stronger immigrant political power, the effect is different. Generally, states with strong immigrant power will almost always see a reduction in the gap. However, it is when these states also see very exclusive immigrant policy in the previous year, the reduction in the gap will be the most. This makes sense because in states with a very inclusive immigrant policy previously, the gap is small to begin with and there are fewer “improvements” that can be made. This result is still in line with our argument that immigrant political power conditions the effect of immigrant TANF policy on the citizen-immigrant TANF participation gap. We still decide to use immigrant population density in the main model because it can serve as a proxy for both aspects of network and voting power.

CONCLUDING DISCUSSIONS

The US has had a long history of using policy devolution to exclude racial minorities and immigrants from welfare programs. The impact of such punitive state or local policies is pervasive and long-lasting. In this paper, we use TANF as the policy context to explore the distributive effects of punitive state immigrant policies. We find consistent evidence that states’ immigrant policies do have profound implications on immigrants’ participation in safety-net programs as well as disparity in welfare usage between citizens and immigrants. While previous studies have examined policy outcomes of restrictive federal welfare reforms (Hero and Preuhs, 2007; Condon, Filindra, and Wichowsky, 2016), much less is known about how state-level immigrant policies shape inequality between citizens and immigrants. This gap in the literature is unfortunate because policy-making power on immigrants’ social and economic rights largely falls on the state governments after the 1996 welfare reform. In their systemic assessment of the American states’ immigrant welfare eligibility policies, Hero and Preuhs (2007) call for more research on social issues regarding immigration in American states. In her book *Welfare States and Immigrant Rights*, Sainsbury (2012, p2)

cautions that “comparative scholarship on welfare states in the last decade has continued to ignore immigrants.” Considering the increasing immigrant population, the devolution of immigration-related policies to states, and the heated policy debates on these issues, the paucity of research in this area is found to be surprising (see Jeong 2013, p.1257).

Our paper speaks to Hero and Preuhs (2007) as well as Sainsbury (2016)’s call by integrating research on subnational-level social issues regarding immigration, welfare policies, and inequality outcomes. Examining how American states’ immigrant welfare policies influence the inequality in TANF participation between citizens and immigrants, our analysis covers a critical time period after the 1996 federal welfare reform, when the states could freely decide upon their immigrant welfare policy. We show that states’ policy decisions to include or exclude immigrants from their cash-assistance programs have an important impact on immigrants’ usage of the benefits and the equity of usage between citizens and immigrants. Our paper also shows that the relationship between state immigrant welfare policies and inequality in welfare caseload is not monotonic. Instead, state rules regarding immigrants’ welfare eligibility exhibit heterogeneous effects on the TANF caseload gap between citizens and immigrants in American states, depending on the size of its immigrant population. Broadening immigrant eligibility policies is associated with increases in immigrants’ usage of TANF and decreases in the citizen-immigrant gap, but this effect is only seen among states with large immigrant influxes. These key findings, taken together, suggest states are important stakeholders when it comes to inequality in welfare participation, and it is state immigrant policies and state immigrant contexts that together influence the policy outcomes. In this regard, our research also answers Hochschild, Chattopadhyay, Gay, and Jones-Correa’s (2013, p10) call that scholars of immigrant incorporation should “give more attention to perceptions of inclusion, including a sense of conditionality.”

Our study is not without limitations. First, our analysis does not reveal the size of the TANF **recipient population** as the proportion of the total income-eligible population, as the DHHS

administrative records do not report how many citizens/immigrants are income-eligible to receive TANF in each state. Even though we can generate estimates on the size of immigrant or citizen populations that are under the poverty line, the estimate for the immigrant group is not accurate due to small samples [9]. As a result, we could only conduct a robustness check by using immigrant (or citizen) TANF participants as a percentage of the total immigrant (or citizen) population, which luckily verifies our findings. Even though our dependent variable has its limitations, we believe that consistently comparing the citizen-immigrant TANF composition based on administrative records data can still show us important inequality patterns that are overlooked in many previous studies on immigrants and welfare benefit usage. Second, our data analyses primarily focus on state-level immigrant eligibility policies and do not capture punitive policy development at the national level during the past three years. Therefore, even though our conclusions have broad implications on how punitive immigrant policies may influence social equity, our paper does not directly answer how punitive national immigrant policies under the Trump administration have influenced social equity. A natural extension of our research will be to explore immigrant and immigration policies in the context of American federalism and to evaluate the relative influence of national- and state-level policies on social equity.

In a recent study, Condon, Filindra, and Wichowsky (2016, p.427) find that inclusive state immigrant TANF policy could help promote more equal education outcomes between immigrants and citizens. Given that immigrant welfare policies have important implications on social equity in relation to over 40 million immigrants in the United States, a natural extension of our research and that of Condon et al. (2016) would be to explore various state- and federal-level immigrant welfare policies and their social and political implications on social inequality in the American democracy.

In August 2019, the Trump administration announced a new rule that poor immigrants who used or have the tendency to use public welfare programs in the future will be likely denied permanent residence

(Shear and Sullivan, 2019). This rule, directly linking public welfare use with green card application, is an extension of the punitive federal immigrant policy implemented in 1996. Our research suggests that punitive state immigrant policy has a negative impact on immigrants' participation in public welfare programs, and this conclusion can shed light on punitive immigrant policies on the federal level. Indeed, *New York Times* estimates that this new rule will likely prompt more than 324,000 noncitizens to drop out or not enroll in public benefit programs (Shear and Sullivan, 2019). Future research is encouraged to study the consequences of this new punitive immigrant policy at the federal level. Last but not least, considering the most recent wave of political rhetoric targeting certain ethnic groups, such as Latinos, in the issue area of immigration politics and policy, future research is encouraged to examine the possible heterogeneous effects of punitive immigrant policies on different ethnic non-citizen groups.

Table 1: Dynamic Models on Immigrants TANF Caseload Rates, 2001-2016

	Model (1)		Model (2)	
	Δ Immigrant TANF Rate (%)		Δ Immigrant TANF Rate (%)	
	Coeff.	(SE)	Coeff.	(SE)
Immigrants' TANF Caseload Rate _{t-1}	-0.090***	(0.028)	-0.091***	(0.027)
Δ Immigrant TANF Eligibility	0.548***	(0.117)	0.483***	(0.274)
Δ Immigrant Population	0.322**	(0.109)	0.298**	(0.111)
Δ Immigration Population \times Δ Immigrant TANF Eligibility			0.375*	(0.168)
Immigrant TANF Eligibility _{t-1}	-0.011	(0.035)	-0.024	(0.063)
Immigrant Population _{t-1}	0.046**	(0.018)	0.047**	(0.018)
Immigrant Population _{t-1} \times Immigrant TANF Eligibility _{t-1}			0.003	(0.011)
Benefits Level _{t-1}	0.001**	(0.000)	0.001**	(0.000)
Diversity _{t-1}	-0.006	(0.004)	-0.006	(0.005)
Union Density _{t-1}	-0.013	(0.014)	-0.013	(0.014)
Unemployment _{t-1}	-0.065*	(0.031)	-0.065*	(0.031)
Poverty _{t-1}	0.055**	(0.018)	0.055**	(0.018)
Mass Liberalism _{t-1}	-0.002	(0.004)	-0.002	(0.004)
% Democratic State Legislators _{t-1}	-0.003	(0.003)	-0.003	(0.003)
Gubernatorial Partisanship _{t-1}	-0.082	(0.092)	-0.072	(0.093)
South _{t-1}	-0.188	(0.149)	-0.162	(0.138)
Port _{t-1}	-0.171	(0.091)	-0.176*	(0.088)
Border State _{t-1}	-0.178	(0.216)	-0.161	(0.261)
Constant	-0.148	(0.439)	-0.133	(0.446)
N	782		782	
R-Square	0.1089		0.1129	

Significance levels: + 0.10 level, * 0.05 level, ** 0.01 level, *** 0.001 level

Table 2: Dynamic Models on Citizen-Immigrant TANF Caseload Gap, 2001-2016

	Model (1)		Model (2)	
	ΔCitizen-Immigrant Gap		ΔCitizen-Immigrant Gap	
	Coeff.	(SE)	Coeff.	(SE)
Citizen-Immigrant TANF Gap _{t-1}	-0.111***	(0.034)	-0.112***	(0.034)
Δ Immigrant TANF Eligibility	-1.150***	(0.238)	-1.009***	(0.225)
Δ Immigrant Population	-0.462*	(0.199)	-0.410*	(0.201)
Δ Immigration Population × Δ Immigrant TANF Eligibility			-0.815**	(0.315)
Immigrant TANF Eligibility _{t-1}	0.006	(0.074)	0.039	(0.135)
Immigrant Population _{t-1}	-0.098*	(0.039)	-0.099*	(0.039)
Immigrant Population _{t-1} × Immigrant TANF Eligibility _{t-1}			-0.007	(0.023)
Benefits Level _{t-1}	-0.003**	(0.001)	-0.003**	(0.001)
Diversity _{t-1}	0.009	(0.009)	0.009	(0.010)
Union Density _{t-1}	0.014	(0.031)	0.013	(0.031)
Unemployment _{t-1}	0.177*	(0.072)	0.175*	(0.071)
Poverty _{t-1}	-0.139***	(0.039)	-0.138***	(0.040)
Mass Liberalism _{t-1}	-0.002	(0.007)	-0.002	(0.007)
% Democratic State Legislators _{t-1}	0.009	(0.006)	0.011	(0.006)
Gubernatorial Partisanship _{t-1}	0.251	(0.191)	0.228	(0.193)
South _{t-1}	0.352	(0.288)	0.322	(0.271)
Port _{t-1}	0.238	(0.180)	0.248	(0.176)
Border State _{t-1}	0.368	(0.473)	0.329	(0.573)
Constant	11.863***	(3.644)	11.948***	(3.662)
N	782		782	
R-Square	0.118		0.118	

Significance levels: + 0.10 level, * 0.05 level, ** 0.01 level, *** 0.001 level

Table 3: Dynamic Models on Citizen-Immigrant TANF Gap (based on CPS data), 2001-2016

	Model (1)		Model (2)	
	ΔCitizen-Immigrant Gap		ΔCitizen-Immigrant Gap	
	Coeff.	(SE)	Coeff.	(SE)
Citizen-Immigrant TANF Gap $t-1$	-0.772**	(0.045)	-0.797**	(0.042)
Δ Immigrant TANF Eligibility	0.560*	(0.260)	0.428*	(0.232)
Δ Immigrant Population	0.134	(0.094)	0.090	(0.086)
Δ Immigration Population × Δ Immigrant TANF Eligibility			-1.676**	(0.289)
Immigrant TANF Eligibility $t-1$	-0.020	(0.095)	-0.177	(0.133)
Immigrant Population $t-1$	-0.001	(0.015)	0.000	(0.015)
Immigrant Population $t-1$ × Immigrant TANF Eligibility $t-1$			0.030	(0.016)
Benefits Level $t-1$	-0.001	(0.001)	-0.002**	(0.001)
Diversity $t-1$	0.002	(0.006)	-0.001	(0.006)
Union Density $t-1$	0.031*	(0.014)	0.032*	(0.014)
Unemployment $t-1$	-0.041	(0.032)	-0.046	(0.030)
Poverty $t-1$	-0.027	(0.023)	-0.030	(0.023)
Mass Liberalism $t-1$	-0.001	(0.005)	0.002	(0.005)
% Democratic State Legislators $t-1$	0.001	(0.003)	-0.001	(0.003)
Gubernatorial Partisanship $t-1$	0.210*	(0.104)	0.192	(0.099)
South $t-1$	0.123	(0.148)	0.194	(0.162)
Port $t-1$	0.022**	(0.102)	0.023	(0.098)
Border State $t-1$	0.076	(0.171)	0.132	(0.188)
Constant	0.780*	(0.349)	0.947*	(0.374)
N	827		827	
R-Square	0.449		0.478	

Significance levels: + 0.10 level, * 0.05 level, ** 0.01 level, *** 0.001 level

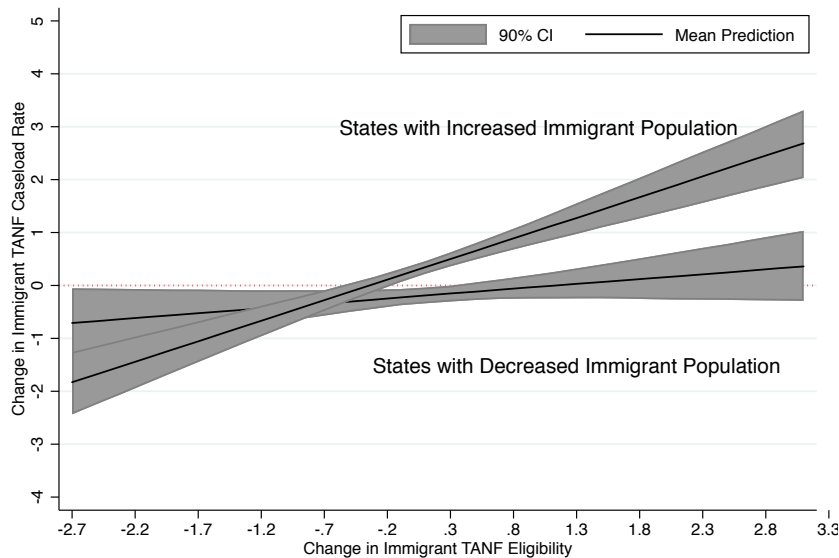
Table 4: Dynamic Models on Immigrant Political Power, Immigrant TANF Eligibility, and Citizen-Immigrant TANF Gap, 2001-2016

	Model (1)		Model (2)	
	ΔCitizen-Immigrant Gap		ΔCitizen-Immigrant Gap	
	(Network Model)		(Voting Power Model)	
	Coeff.	(SE)	Coeff.	(SE)
Citizen-Immigrant TANF Gap $t-1$	-0.752***	(0.055)	-0.776***	(0.110)
Δ Immigrant TANF Eligibility	-0.151	(0.317)	-0.004	(0.218)
Δ Immigrant Political Power (Voting or Network)	-1.465	(1.470)	0.007	(0.021)
Δ Immigration Political Power × Δ Immigrant Eligibility	12.674	(10.856)	0.144	(0.155)
Immigrant TANF Eligibility $t-1$	0.177	(0.160)	-0.172**	(0.082)
Immigrant Political Power $t-1$	-1.402**	(0.696)	-0.018	(0.017)
Immigrant Political Power $t-1$ × Immigrant Eligibility $t-1$	0.128**	(0.064)	0.046***	(0.015)
Benefits Level $t-1$	-0.000	(0.000)	-0.001***	(0.000)
Diversity $t-1$	0.000	(0.003)	0.007	(0.007)
Union Density $t-1$	0.018	(0.012)	0.030**	(0.015)
Unemployment $t-1$	-0.073***	(0.027)	-0.040	(0.036)
Poverty $t-1$	0.000	(0.021)	-0.057	(0.039)
Mass Liberalism $t-1$	0.001	(0.005)	-0.001	(0.006)
% Democratic State Legislators $t-1$	0.001	(0.004)	-0.001	(0.005)
Gubernatorial Partisanship $t-1$	0.150*	(0.086)	0.152	(0.097)
South $t-1$	0.297*	(0.153)	0.243	(0.162)
Port $t-1$	0.022**	(0.102)	-0.076	(0.085)
Border State $t-1$	-0.007	(0.149)	0.255	(0.194)
Constant	0.430	(0.310)	1.000***	(0.346)
N	703		784	
R-Square	0.434		0.426	

Significance levels: + 0.10 level, * 0.05 level, ** 0.01 level, *** 0.001 level

Figure 1: State Immigrant Policy, Immigrant Population, and Immigrant TANF Caseload Rates

(a) Effects of Change in Immigrant TANF Policy on Immigrant TANF Caseload Rate in States with Increased/Decreased Immigrant Population



(b) Effects of Change in Immigrant Population on Immigrant TANF Caseload Rates in States with Tightened/Loosened Immigrant TANF Policies

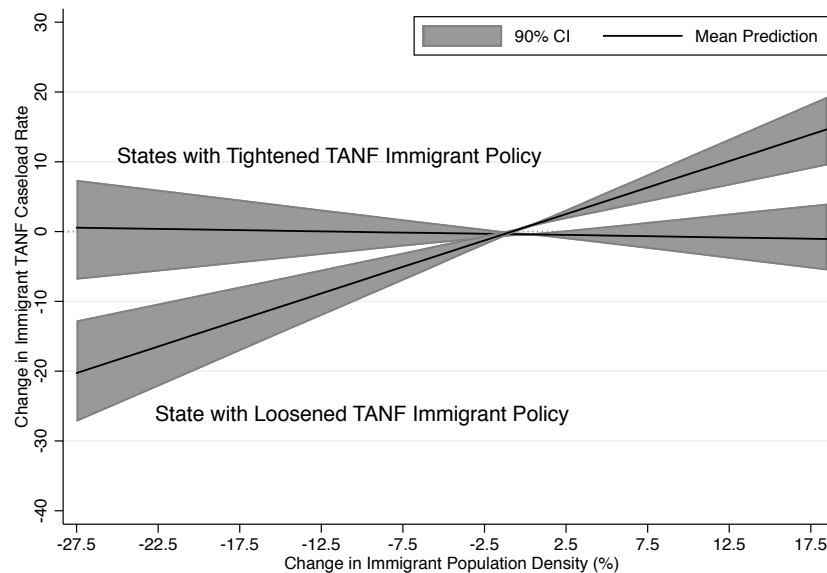
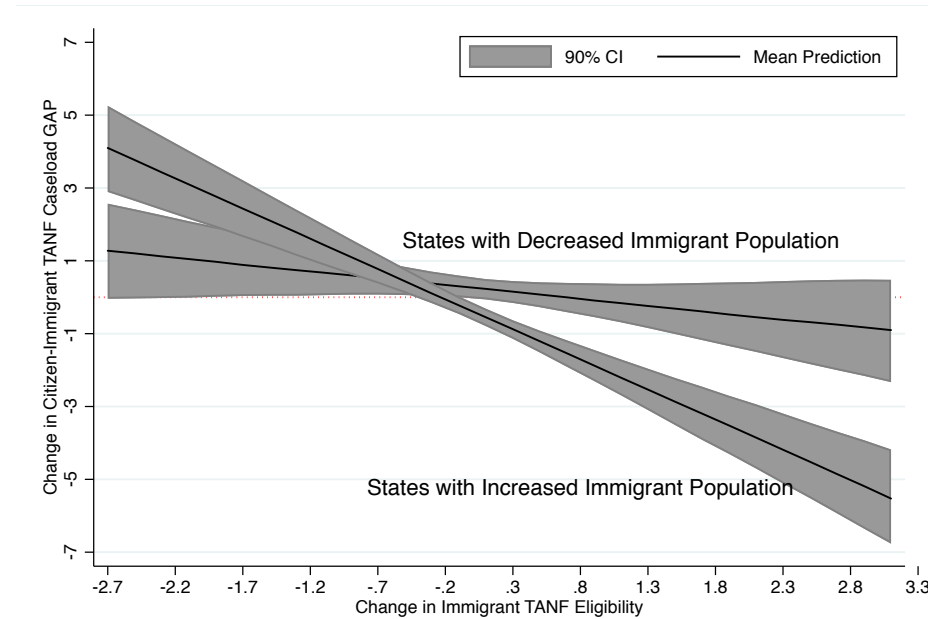
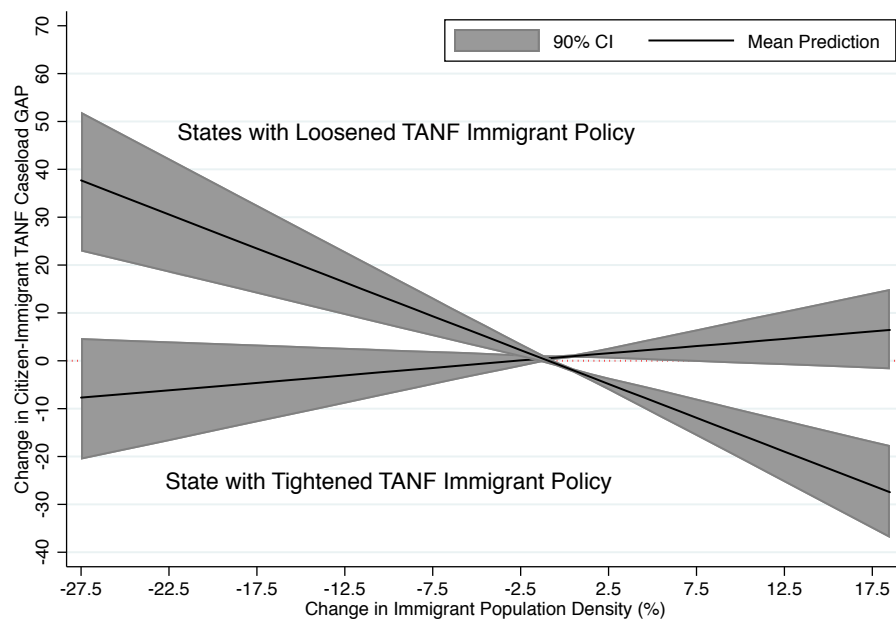


Figure 2: State Immigrant Policy, Immigrant Population, and Citizen-Immigrant TANF Caseload Gap

(a) Effects of Change in Immigrant TANF Policy on Citizen-Immigrant TANF Caseload Gap in States with Increased/Decreased Immigrant Population



(b) Effects of Change in Immigrant Population on Citizen-Immigrant TANF Caseload Gap in States with Tightened/Loosened TANF Immigrant Policies



Endnotes

1. Meyer, Mittag, and Goerge (2018) point out that Census household surveys such as the CPS and Survey of Income and Program Participation often rely on binary survey questions to measure program participation status, which is prone to response errors and often underestimate take-up rates of major welfare programs such as TANF and SNAP. Meyer and Mittag (2019) also point out survey nonresponse (i.e., fail to respond to the entire survey) and item nonresponse (i.e., not answering certain income and program participation questions) as two additional sources of measurement errors in household survey data, which might be systematically correlated with respondents' demographic characteristics. For example, immigrants and foreign-born individuals are more likely to avoid questions about welfare participation and citizenship status as they may fear possible repercussions of revealing such information. These survey errors can persist and even grow over time, decreasing the accuracy of longitudinal estimates of participation in government transfer programs (Meyer, Mok, and Sullivan 2015).
2. One drawback of using administrative caseload data is that the size of the eligible immigrant population and eligible citizen population are not directly reported in the database. In the Supplemental Materials, we report alternative measures of TANF participation rates based on CPS self-reported TANF participation data. Alternative empirical models are estimated using this CPS-based TANF participation rates data and the results show similar evidence to support H2b. We find that the positive effect of exclusive immigrant TANF policy on the immigrant-citizen TANF participation gap should be weakened in states with a larger immigrant population. Indeed, in states with growing immigrant populations, a more generous TANF immigrant policy will lead to a reduction in the gap.

3. Following De Boef and Keele (2008), the long-term effect = $-0.046 / (-0.090) = 0.51$, which is reflected by the coefficients of *Immigrant Population Density*_{t-1} ($b = 0.046$, $p < 0.01$) and *Immigrants' TANF Caseload Rate*_{t-1} ($b = -0.090$, $p < 0.001$).
4. Our Δ *Immigrant population density* variable ranges from -27.558 to 18.192. In Figure 1(a), we choose the 25th percentile value for this variable (i.e., -0.779) to represent “states with a decreased immigrant population,” and 75th percentile value for this variable (i.e., 0.792) to represent “states with an increased immigrant population.” However, Figure 1(b) uses the full range of Δ *Immigrant population density*: (-27.5, 18.2). Because these two values (-0.779 and 0.792) picked to draw Figure 1 (a) are quite far away from the minimum (-27.5) and maximum (18.2) value of the full range of the variable used in Figure 1 (b), Figure 1(a) and Figure 1(b) generated quite different predicted values of the dependent variable. This explains why Figure 1(a) and Figure 1(b) have quite different ranges for the Y-axis.
5. Our first-difference immigrant TANF eligibility variable has a range from -2.637 to 3.111. Ideally, we'd like to take the 25th and 75th percentile values of this variable to represent states with tightened policy and states with loosened policy. However, the vast majority of state years (about 86% of state years) experienced no change in their TANF policies. Therefore, we choose -0.869 (1st percentile) to represent states that tightened their immigrant TANF policy, and from our observation, the following states fit this category: North Dakota (2004), South Carolina, Ohio, Montana (2002), Idaho (2000), Mississippi (2015), Alabama, New Mexico, and Colorado. We choose 1.222 (99th percentile) as states that loosened their immigrant TANF policy, and our data collection shows that the following states fit this category: Kansas, Wyoming, Georgia, North Dakota (2012), Nevada, Delaware, Montana (2000 and 2009), Mississippi (2014), Arkansas, Idaho (2010), Rhode Island.

6. Following De Boef and Keele (2008), the long-term effect = $-(-0.098)/(-0.111) = -0.883$, which is reflected by the coefficients of *Immigrant Population Density*_{t-1} (b=-0.098, p<0.05) and *Citizen-Immigrant TANF Caseload Gap*_{t-1} (b=-0.111, p<0.001).
7. For Figure 2(a), we choose the 25th percentile value (i.e., -0.779) of the Δ *Immigrant Population* variable to represent “states with a decreased immigrant population,” and the 75th percentile value (i.e., 0.792) for this variable to represent “states with an increased immigrant population.” Because these two values are quite far away from the lower (-27.5) and upper (18.2) end of the range of the variable, and Figure 2(b) considers a full range of the Δ *Immigrant Population* variable, Figure 2(a) and Figure 2(b) ended up having quite different predicted values for the Y-axis.
8. Our first-difference immigrant TANF eligibility variable has a range from -2.637 to 3.111. Ideally, we’d like to use the 25th and 75th percentile values of this variable to represent states with tightened policy and states with loosened policy. However, the vast majority of state years (about 86% of state years) experienced no change in their TANF policies. Therefore, we choose -0.869 (1st percentile) to represent states that tightened their immigrant TANF policy, and from our observation, and 1.222 (99th percentile) to represent states that loosened their immigrant TANF policy. There are a number of state years that fit each of these two categories.
9. When disaggregated to state years, the estimated noncitizen population under poverty had many 0 or extremely small observations. For example, out of the 800 state-year observations, 58.13% or 465 state years had less than 40 noncitizens under poverty. This makes using “noncitizens under poverty group” as a baseline extremely unreliable.

References

- Almeida, Joanna, Katie B. Biello, Francisco Pedraza, and 2016. "The Association between Anti-Immigration Policies and Perceived Discrimination among Latinos in the US: A Multilevel Analysis." *Social Science & Medicine-Population Health*, 21(2): 897-903.
- Bartels, L. (2008). *Unequal democracy: The political economy of the new gilded age*. New Jersey: Princeton University Press.
- Beck, N. (2001). Time-series-cross-section data: What have we learned in the past few years? *Annual Review of Political Science*, 4, 271-293.
- Beck, N., & Katz, J. N. (1996). Nuisance versus substance: Specifying and estimating time-series cross-section models. *Political Analysis*, 6, 1-36.
- Bell, S. H. (2001). *Why are welfare caseloads falling?* (Vol. 1, No. 2). Washington, DC: Urban Institute.
- Bertrand, M., Luttmer, E. F. P., & Mullainathan, S. (2000). Network effects and welfare cultures. *Quarterly Journal of Economics*, 115, 1019-1055.
- Berry, W. D., Ringquist, E. J., Fording, R. C., & Hanson, R. L. (1998). Measuring citizen and government ideology in the American states, 1960–93.
- Bilter, M. P., Gelbach, J. B., & Hoynes., H. W. (2005). Welfare reform and health. *The Journal of Human Resources*, 40, 309-334.
- Bilter, M. P., & Hoynes, H. W. (2013). Immigrants, welfare reform, and the u.S. Safety net. In D. Card & S. Raphael (Eds.), *Immigration, poverty, and socioeconomic inequality* (pp. 315-380). New York, NY: Russell Sage Foundation.
- Blau, P. M. (1977). *Inequality and heterogeneity: A primitive theory of social structure*. . New York, NY: Free Press.
- Borjas, G. J. (2001). Welfare reform and immigration. In *The new world of welfare*, eds. Rebecca Blank and Ron Haskins. Washington, DC: Brookings Institution, 369-385.

- Bradley, D., Huber, E., Moller, S., Nielsen, F., & Stephens, J. (2003). Distribution and redistribution in post-industrial democracies. *World Politics*, 55, 193-228.
- Capps, R., Ku, L., Fix, M., Furguele, C., Passel, J., Ramchand, R., ... & Hays, T. (2002). How Are Immigrants Faring After Welfare Reform? Preliminary Evidence from Los Angeles and New York City. Final Report.
- Colbern, Allan and S. Karthick Ramakrishnan. 2020. *Citizenship Reimagined: A New Framework for State Rights in the United States*. New York, NY: Cambridge University Press.
- Condon, M., Filindra, A., & Wichowsky, A. (2016). Immigrant inclusion in the safety net: A framework for analysis and effects on educational attainment. *Policy Studies Journal*, 44(4), 424-448.
- De Boef, S., & Keele, L. (2008). Taking time seriously. *American Journal of Political Science* 52, 184–200.
- DeLeire, T., Levine, J. A., & Levy, H. (2006). Is Welfare Reform Responsible for Low-Skilled Women's Declining Health Insurance Coverage in the 1990s?. *Journal of Human resources*, 41(3), 495-528.
- Ellwood, D. T. (2000). Winners and Losers in America: Taking the Measure of the New Economics Realities. In R. M. B. D. Ellwood, J. Blasi, D. Kruse, W. Niskanen, and K. Lynn-Dyson (Ed.), *A Working Nation*. New York: Russell Sage Foundation.
- Ernst, R., Nguyen, L., & Taylor, K. C. (2013). Citizen control: Race at the welfare office. *Social Science Quarterly*, 94(5), 1283-1307.
- Erikson, R. S., Wright, G. C., & McIver, J. P. (1993). *Statehouse Democracy: Public Opinion and Policy in the American States*. Cambridge: Cambridge University Press.
- Esses, V. M., Dovidio, J. F., Jackson, L. M., & Armstrong, T. L. (2001). The immigration dilemma: The role of perceived group competition, ethnic prejudice and national identity. *Journal of Social Issues*, 57, 389-412.

- Filindra, A., Blanding, D., & Coll, C. G. (2011). The power of context: State-level policies and politics and the educational performance of the children of immigrants in the United States. *Harvard Educational Review*, 81(3), 407-438.
- Filindra, A., & S. W. Goodman. (2019). Studying public policy through immigration policy: Advances in Theory and Measurement. *Policy Studies Journal*, 47(3): 498-513.
- Filindra, A., & A. Manatschal. (2020). Coping with a changing integration policy context: American state policies and their effects on immigrant political engagement. *Regional Studies*, 54(11): 1546-1557.
- Fix, M. E. (1999). *Trends in noncitizens' and citizens' use of public benefits following welfare reform: 1994-97*. Washington, DC: Urban Institute.
- Fix, M., & Passel, J. (2002). *The Scope and Impact of Welfare Reform's Immigrant Provisions. Discussion Papers. Assessing the New Federalism*. Washington, DC: Urban Institute.
- Fox, Cybelle. 2012. *Three Worlds of Relief: Race, Immigration, and the American Welfare State from the Progressive Era to the New Deal*. Princeton, NJ: Princeton University Press.
- Gulasekaram, Pratheepan and S. Karthick Ramakrishnan. 2015. *The New Immigration Federalism*. New York, NY: Cambridge University Press.
- Hagan, J., Rodriguez, N., Capps, R., & Kabiri, N. (2003). The effects of recent welfare and immigration reforms on immigrants' access to health care. *International Migration Review*, 37, 444-463.
- Haider, S. J., Schoeni, R. F., Bao, Y., & Danielson, C. (2004). Immigrants, welfare reform, and the economy. *Journal of Policy Analysis and Management*, 23(4), 745-764.
- Hero, R. E. (1998). *Faces of inequality: Social diversity in American politics* New York, NY: Oxford University Press.

- Hero, R. E., & Preuhs, R. R. (2007). Immigration and the evolving American welfare state: Examining policies in the U.S. States. *American Journal of Political Science* 51, 498-517.
- Hibbs, D. A., Jr. (1977). Political parties and macroeconomic policy. *American Political Science Review*, 70, 1467-1487.
- Hochschild, J., Chattopadhyay, J., Gay, C., & Jones-Correa, M. (Eds.). (2013). *Outsiders no more?: models of immigrant political incorporation*. Oxford University Press.
- Jeong, H. O. (2013). Minority policies and political participation among Latinos: Exploring Latino's response to substantive representation. *Social Science Quarterly*, 94, 1245-1260.
- Kandula, N. R., Grogan, C. M., Rathouz, P. J., & Lauderdale, D. S. (2004). The unintended impact of welfare reform on the Medicaid enrollment of eligible immigrants. *Health services research*, 39(5), 1509-1526.;
- Kaushal, N., & Kaestner, R. (2005). Welfare reform and health insurance of immigrants. *Health services research*, 40(3), 697-722.
- Keiser, L. R., Mueser, P. R., & Choi, S. W. (2004). Race, bureaucratic discretion, and the implementation of welfare reform. *American Journal of Political Science*, 48(2), 314-327.
- Key, V. O. (1949). *Southern politics in state and nation*. University of Tennessee Press.
- Ku, L. (2009). Changes in immigrants' use of Medicaid and food stamps: The role of eligibility and other factors. In M. Fix (Ed.), *Immigrants and welfare: The impact of welfare reform on American's newcomers* (pp. 153-192): Yale University Press.
- Lewis-Beck, M. S., & Rice, T. W. (1985). Government growth in the united states. *The Journal of Politics*, 47, 2-30. doi: 10.2307/2131063
- Lofstrom, M., & Bean, F. D. (2002). Assessing immigrant policy options: Labor market conditions and postreform declines in immigrants' receipt of welfare. *Demography*, 39(4), 617-637.

- Lowery, D., & Berry, W. D. (1983). The growth of government in the united states: An empirical assessment of competing explanations. *American Journal of Political Science*, 27, 665-694. doi: 10.2307/2110888
- Meyer, Bruce D., Wallace K. C. Mok, and James X. Sullivan. 2015a. "Household Surveys in Crisis." *Journal of Economic Perspectives*, 29 (4): 199–226.
- Meyer, Bruce D., Nicolas Mittag, and Robert M. Goerge. 2018. "Errors in Survey Reporting and Imputation and Their Effects on Estimates of Food Stamp Program Participation." National Bureau of Economic Research Working Paper, 25143.
- Meyer, Bruce D. and Nicolas Mittag. 2019. "Using Linked Survey and Administrative Data to Better Measure Income: Implications for Poverty, Program Effectiveness, and Holes in the Safety Net." *American Economic Journal: Applied Economics*, 11(2): 176–204.
- Nichols, Vanessa Cruz, Francisco Pedraza, and Alana M. W. LeBrón. 2018. "Spillover Effects: Immigrant Policing and Government Skepticism in Matters of Health for Latinos." *Public Administration Review*, 78(3): 432-443.
- Preuhs, R. R. (2007). Descriptive representation as a mechanism to mitigate policy backlash: Latino incorporation and welfare policy in the American states. *Political Research Quarterly*, 60, 277-292.
- Pedraza, Francisco I., Vanessa Cruz Nichols and Alana M. W. LeBron. 2017. "Cautious Citizenship: The Detering Effect of Immigration Issue Salience on Health Care Use and Bureaucratic Interactions among Latino US Citizens." *Journal of Health Care Politics, Policy and Law*, 42(5): 925-960.
- Rocha, R., Hawes, D. P., Fryar, A. H., & Wrinkle, R. D. (2014). Policy climate, enforcement rates, and migrant behavior: Is self-deportation a viable immigration policy? *Policy Studies Journal*, 42, 79-100.

- Rocha, Rene R., Benjamin R. Knoll, and Robert D. Wrinkle. 2015. "Immigration Enforcement and the Redistribution of Trust." *The Journal of Politics*, 77(4): 901-913.
- Sainsbury, D. (2012). *Welfare states and immigrant rights: The politics of inclusion and exclusion*. Oxford University Press.
- Schneider, A., & Ingram, H. (1993). Social construction of target populations: Implications for politics and policy. *American political science review*, 87(2), 334-347.
- Shear M. and Sullivan E. (2019). Trump Policy Favors Wealthier Immigrants for Green Cards. *New York Times*, [Online]. Available at:
https://www.nytimes.com/2019/08/12/us/politics/trump-immigration-policy.html?campaign_id=60&instance_id=0&segment_id=16081&user_id=ded2ef8e35f77f2f6b009de8a3d51980®i_id=57589238ing-news [Accessed August 14, 2019]
- Stuber, Jennifer and Karl Kronebusch. 2004. "Stigma and Other Determinants of Participation in TANF and Medicaid." *Journal of Policy Analysis and Management*, 23(3): 509-530.
- Tolbert, C., & Hero, R. E. (2001). Dealing with diversity: Racial/ethnic context and social policy change. *Political Research Quarterly* 54, 571-604.
- Tomz, M., Wittenberg, J., & King, G. (2003). Clarify: Software for interpreting and presenting statistical results. *Journal of Statistical Software*, 8, 1-30.
- Tufte, E. R. (1980). *Political control of the economy*. New Jersey: Princeton University Press.
- Tumlin, Karen C., Wendy Zimmermann, and Jason Ost. 1999. *State Snapshots of Public Benefits for Immigrants: A Supplemental Report to 'Patchwork Policies'*. Washington, DC: The Urban Institute.
- Tumlin, K. C., Zimmermann, W., & Ost, J. (1999). State snapshots of public benefits for immigrants: A supplemental report to 'patchwork policies': The Urban Institute.

- U.S. Census Bureau. (1986). Voting and registration in the election of November 1984. Retrieved from <https://www.census.gov/hhes/www/socdemo/voting/publications/p20/1984/p20-405.pdf> website:
- U.S. Census Bureau. (1999). Nativity of the population, for regions, divisions, and states:1850-1990 (Internet Release date: March 9, 1999 ed.).
- U.S. Census Bureau. (2002). Voting and registration in the election of November 2000. Retrieved from <http://www.census.gov/prod/2002pubs/p20-542.pdf> website:
- U.S. Census Bureau. (2007). American community survey: Place of birth by citizenship status; year of entry by citizenship status.
- Van Hook, J. (2003). Welfare reform's chilling effects on noncitizens: Changes in noncitizen welfare reciprocity or shifts in citizenship status?. *Social Science Quarterly*, 84(3), 613-631.
- Van Oorschot, W. (1991). Non-take-up of social security benefits in Europe. *Journal of European Social Policy*, 1, 15-30.
- Wagner J., Dawsey J, and Sonmez F. (2018). Trump vows executive order to end birthright citizenship, a move most legal experts say would run afoul of the Constitution. *The Washington Post*, [Online]. Available at: https://www.washingtonpost.com/politics/trump-eyeing-executive-order-to-end-citizenship-for-children-of-noncitizens-born-on-us-soil/2018/10/30/66892050-dc29-11e8-b3f0-62607289efee_story.html?noredirect=on [Accessed July 10,2019].
- Watson, T. (2014). Inside the refrigerator: immigration enforcement and chilling effects in Medicaid participation. *American Economic Journal: Economic Policy*, 6(3), 313-38.
- Yoo, G. J. (2008). Immigrants and welfare: Policy constructions of deservingness. *Journal of Immigrant & Refugee Studies*, 6(4), 490-507.

Zimmermann, Wendy, and Michael Fix. 1998. Declining Immigrant Applications for Medi-Cal and Welfare Benefits in Los Angeles County. Washington, DC: The Urban Institute.